



Location: CMA1b - Harbour Grand Hotel Boundary Wall

Report on 24-hour TSP monitoring

Action Level ($\mu\text{g}/\text{m}^3$) - 176.7

Limit Level ($\mu\text{g}/\text{m}^3$) - 260

Date	Sampling Time	Weather Condition	Filter paper no.	Filter Weight, g		Elapse Time, hr		Sampling Time, hr	Flow Rate, m^3/min			Total Volume, m^3	TSP Level, $\mu\text{g}/\text{m}^3$
				Initial	Final	Initial	Final		Initial, Q_{si}	Final, Q_{sf}	Average		
28-Dec-17	8:00	Fine	23558	2.6245	2.7718	11066.42	11090.42	24.00	1.19	1.19	1.19	1715	85.9
3-Jan-18	8:00	Fine	23654	2.6499	2.7702	11093.42	11117.42	24.00	1.19	1.19	1.19	1713	70.2
9-Jan-18	8:00	Cloudy	23775	2.6082	2.6822	11120.42	11144.42	24.00	1.21	1.20	1.21	1737	42.6
13-Jan-18	8:00	Fine	23859	2.6451	2.7736	11147.42	11171.42	24.00	1.20	1.20	1.20	1731	74.2
19-Jan-18	8:00	Cloudy	23745	2.5992	2.6947	11174.42	11198.42	24.00	1.16	1.16	1.16	1667	57.3
25-Jan-18	8:00	Fine	23963	2.6693	2.7692	11201.47	11225.47	24.00	1.16	1.16	1.16	1671	59.8

Report on 1-hour TSP monitoring

Action Level ($\mu\text{g}/\text{m}^3$) - 320.1

Limit Level ($\mu\text{g}/\text{m}^3$) - 500

Date	Sampling Time	Weather Condition	Filter paper no.	Filter Weight, g		Elapse Time, hr		Sampling Time, hr	Flow Rate, m^3/min			Total Volume, m^3	TSP Level, $\mu\text{g}/\text{m}^3$
				Initial	Final	Initial	Final		Initial, Q_{si}	Final, Q_{sf}	Average		
29-Dec-17	8:10	Fine	23546	2.6167	2.6331	11090.42	11091.42	1.00	1.19	1.19	1.19	71	229.5
29-Dec-17	9:55	Fine	23667	2.6626	2.6702	11091.42	11092.42	1.00	1.19	1.19	1.19	71	106.3
29-Dec-17	10:58	Fine	23675	2.6719	2.6781	11092.42	11093.42	1.00	1.19	1.19	1.19	71	86.8
4-Jan-18	8:15	Fine	23518	2.6168	2.6214	11117.42	11118.42	1.00	1.19	1.19	1.19	71	64.5
4-Jan-18	9:25	Fine	23794	2.6114	2.6172	11118.42	11119.42	1.00	1.19	1.19	1.19	71	81.3
4-Jan-18	10:35	Fine	23771	2.6121	2.6173	11119.42	11120.42	1.00	1.19	1.19	1.19	71	72.9
10-Jan-18	9:15	Cloudy	23866	2.6637	2.6676	11144.42	11145.42	1.00	1.20	1.20	1.20	72	54.0
10-Jan-18	10:50	Cloudy	23865	2.6583	2.6605	11145.42	11146.42	1.00	1.20	1.20	1.20	72	30.5
10-Jan-18	13:00	Cloudy	23841	2.6715	2.6764	11146.42	11147.42	1.00	1.20	1.20	1.20	72	67.9
15-Jan-18	8:15	Fine	23851	2.6694	2.6768	11171.42	11172.42	1.00	1.20	1.20	1.20	72	103.1
15-Jan-18	10:05	Fine	23849	2.6717	2.6809	11172.42	11173.42	1.00	1.20	1.20	1.20	72	128.1
15-Jan-18	13:00	Fine	23842	2.6463	2.6522	11173.42	11174.42	1.00	1.20	1.20	1.20	72	82.2
20-Jan-18	8:13	Cloudy	23981	2.6771	2.6828	11198.42	11199.42	1.00	1.16	1.16	1.16	69	82.1
20-Jan-18	9:15	Cloudy	23975	2.6626	2.6688	11199.42	11200.42	1.00	1.16	1.16	1.16	69	89.3
20-Jan-18	10:17	Cloudy	23961	2.6599	2.6667	11200.42	11201.42	1.00	1.16	1.16	1.16	69	97.9
26-Jan-18	8:45	Fine	24049	2.6894	2.6997	11225.47	11226.47	1.00	1.16	1.16	1.16	70	147.9
26-Jan-18	9:58	Fine	24045	2.6797	2.6882	11226.47	11227.47	1.00	1.16	1.16	1.16	70	122.1
26-Jan-18	11:00	Fine	24039	2.6799	2.6869	11227.47	11228.47	1.00	1.16	1.16	1.16	70	100.5



Location: CMA2a - Causeway Bay Community Centre

Report on 24-hour TSP monitoring
Action Level ($\mu\text{g}/\text{m}^3$) - 169.5
Limit Level ($\mu\text{g}/\text{m}^3$) - 260

Date	Sampling Time	Weather Condition	Filter paper no.	Filter Weight, g		Elapse Time, hr		Sampling Time, hr	Flow Rate, m^3/min			Total Volume, m^3	TSP Level, $\mu\text{g}/\text{m}^3$
				Initial	Final	Initial	Final		Initial, Q_{si}	Final, Q_{sf}	Average		
28-Dec-17	8:00	Fine	23557	2.6131	2.7735	20638.30	20662.30	24.00	1.30	1.30	1.30	1873	85.6
3-Jan-18	8:00	Fine	23625	2.6885	2.8190	20665.30	20689.30	24.00	1.18	1.18	1.18	1699	76.8
9-Jan-18	8:00	Cloudy	23774	2.6066	2.7081	20692.30	20716.30	24.00	1.32	1.32	1.32	1899	53.5
13-Jan-18	8:00	Fine	23834	2.6669	2.8481	20719.30	20743.30	24.00	1.32	1.31	1.31	1892	95.8
19-Jan-18	8:00	Cloudy	23744	2.6053	2.7105	20746.30	20770.30	24.00	1.18	1.18	1.18	1698	62.0
25-Jan-18	8:00	Fine	23964	2.6528	2.7819	20773.30	20797.30	24.00	1.18	1.18	1.18	1703	75.8

Report on 1-hour TSP monitoring
Action Level ($\mu\text{g}/\text{m}^3$) - 323.4
Limit Level ($\mu\text{g}/\text{m}^3$) - 500

Date	Sampling Time	Weather Condition	Filter paper no.	Filter Weight, g		Elapse Time, hr		Sampling Time, hr	Flow Rate, m^3/min			Total Volume, m^3	TSP Level, $\mu\text{g}/\text{m}^3$
				Initial	Final	Initial	Final		Initial, Q_{si}	Final, Q_{sf}	Average		
29-Dec-17	8:15	Fine	23547	2.6138	2.6200	20662.30	20663.30	1.00	1.24	1.24	1.24	74	83.3
29-Dec-17	9:50	Fine	23613	2.6035	2.6101	20663.30	20664.30	1.00	1.30	1.30	1.30	78	84.6
29-Dec-17	10:53	Fine	23435	2.6285	2.6345	20664.30	20665.30	1.00	1.18	1.18	1.18	71	84.7
4-Jan-18	8:15	Fine	23511	2.6007	2.6041	20689.30	20690.30	1.00	1.30	1.30	1.30	78	43.7
4-Jan-18	9:25	Fine	23770	2.6285	2.6320	20690.30	20691.30	1.00	1.18	1.18	1.18	71	49.5
4-Jan-18	10:35	Fine	23788	2.5896	2.5925	20691.30	20692.30	1.00	1.18	1.18	1.18	71	41.0
10-Jan-18	9:10	Cloudy	23763	2.6169	2.6231	20716.30	20717.30	1.00	1.32	1.32	1.32	79	78.6
10-Jan-18	10:58	Cloudy	23514	2.6029	2.6091	20717.30	20718.30	1.00	1.32	1.32	1.32	79	78.6
10-Jan-18	13:00	Cloudy	23835	2.6757	2.6799	20718.30	20719.30	1.00	1.32	1.32	1.32	79	53.2
15-Jan-18	8:20	Fine	23850	2.6757	2.6821	20743.30	20744.30	1.00	1.31	1.31	1.31	78	81.6
15-Jan-18	10:10	Fine	23848	2.6855	2.6942	20744.30	20745.30	1.00	1.31	1.31	1.31	78	110.9
15-Jan-18	13:00	Fine	23829	2.6626	2.6718	20745.30	20746.30	1.00	1.31	1.31	1.31	78	117.3
20-Jan-18	8:15	Cloudy	23958	2.6705	2.6747	20770.30	20771.30	1.00	1.18	1.18	1.18	71	59.4
20-Jan-18	9:20	Cloudy	23976	2.6503	2.6564	20771.30	20772.30	1.00	1.18	1.18	1.18	71	86.3
20-Jan-18	10:30	Cloudy	23970	2.6607	2.6667	20772.30	20773.30	1.00	1.18	1.18	1.18	71	84.8
26-Jan-18	8:50	Fine	24021	2.6853	2.6902	20797.30	20798.30	1.00	1.18	1.18	1.18	71	69.1
26-Jan-18	9:55	Fine	24024	2.6896	2.6994	20798.30	20799.30	1.00	1.18	1.18	1.18	71	138.1
26-Jan-18	11:00	Fine	24040	2.6834	2.6905	20799.30	20800.30	1.00	1.12	1.12	1.12	67	105.5



Location: CMA3a - CWB PRE Site Office Area

Report on 24-hour TSP monitoring
Action Level ($\mu\text{g}/\text{m}^3$) - 171
Limit Level ($\mu\text{g}/\text{m}^3$) - 260

Date	Sampling Time	Weather Condition	Filter paper no.	Filter Weight, g		Elapse Time, hr		Sampling Time, hr	Flow Rate, m^3/min			Total Volume, m^3	TSP Level, $\mu\text{g}/\text{m}^3$
				Initial	Final	Initial	Final		Initial, Q_{si}	Final, Q_{sf}	Average		
28-Dec-17	8:00	Fine	23564	2.6196	2.7970	8132.25	8156.25	24.00	1.00	1.00	1.00	1445	122.8
3-Jan-18	8:00	Fine	23655	2.6595	2.7849	8159.26	8183.26	24.00	1.00	1.00	1.00	1442	87.0
9-Jan-18	8:00	Cloudy	23782	2.6297	2.7225	8186.26	8210.26	24.00	1.03	1.02	1.02	1475	62.9
13-Jan-18	8:00	Fine	23820	2.5982	2.7493	8213.26	8237.26	24.00	1.02	1.02	1.02	1467	103.0
19-Jan-18	8:00	Cloudy	23754	2.6139	2.7077	8240.29	8264.29	24.00	1.06	1.05	1.05	1519	61.8
25-Jan-18	8:00	Fine	23965	2.6443	2.7688	8267.31	8291.31	24.00	1.06	1.06	1.06	1524	81.7

Report on 1-hour TSP monitoring
Action Level ($\mu\text{g}/\text{m}^3$) - 311.3
Limit Level ($\mu\text{g}/\text{m}^3$) - 500

Date	Sampling Time	Weather Condition	Filter paper no.	Filter Weight, g		Elapse Time, hr		Sampling Time, hr	Flow Rate, m^3/min			Total Volume, m^3	TSP Level, $\mu\text{g}/\text{m}^3$
				Initial	Final	Initial	Final		Initial, Q_{si}	Final, Q_{sf}	Average		
29-Dec-17	8:02	Fine	23548	2.6097	2.6155	8156.25	8157.25	1.00	1.00	1.00	1.00	60	96.3
29-Dec-17	9:40	Fine	23668	2.6647	2.6709	8157.25	8158.25	1.00	1.00	1.00	1.00	60	103.0
29-Dec-17	13:00	Fine	23665	2.6803	2.6874	8158.25	8159.25	1.00	1.00	1.00	1.00	60	117.9
4-Jan-18	8:02	Fine	23519	2.6215	2.6270	8183.26	8184.26	1.00	1.00	1.00	1.00	60	91.6
4-Jan-18	9:15	Fine	23795	2.5941	2.5989	8184.26	8185.26	1.00	1.00	1.00	1.00	60	80.0
4-Jan-18	10:25	Fine	23789	2.5878	2.5931	8185.26	8186.26	1.00	1.00	1.00	1.00	60	88.3
10-Jan-18	9:00	Cloudy	23764	2.6112	2.6149	8210.26	8211.26	1.00	1.02	1.02	1.02	61	60.4
10-Jan-18	10:25	Cloudy	23863	2.6419	2.6457	8211.26	8212.26	1.00	1.02	1.02	1.02	61	62.1
10-Jan-18	13:00	Cloudy	23838	2.6652	2.6696	8212.26	8213.26	1.00	1.02	1.02	1.02	61	71.9
15-Jan-18	8:05	Fine	23852	2.6661	2.6721	8237.26	8238.26	1.00	1.01	1.01	1.01	61	98.9
15-Jan-18	9:50	Fine	23828	2.6663	2.6732	8238.26	8239.26	1.00	1.01	1.01	1.01	61	113.7
15-Jan-18	13:00	Fine	23843	2.6583	2.6662	8239.26	8240.26	1.00	1.01	1.01	1.01	61	130.2
20-Jan-18	8:02	Cloudy	23982	2.6523	2.6586	8264.31	8265.31	1.00	1.05	1.05	1.05	63	99.6
20-Jan-18	9:05	Cloudy	23959	2.6546	2.6603	8265.31	8266.31	1.00	1.05	1.05	1.05	63	90.1
20-Jan-18	10:07	Cloudy	23971	2.6579	2.6660	8266.31	8267.31	1.00	1.05	1.05	1.05	63	128.0
26-Jan-18	8:30	Fine	24052	2.6731	2.6784	8291.31	8292.31	1.00	1.06	1.06	1.06	64	83.4
26-Jan-18	9:45	Fine	24046	2.6622	2.6677	8292.31	8293.31	1.00	1.06	1.06	1.06	64	86.6
26-Jan-18	10:55	Fine	24025	2.6891	2.6973	8293.31	8294.31	1.00	1.06	1.06	1.06	64	129.1

Location: CMA4a - SPCA

Report on 24-hour TSP monitoring

Action Level ($\mu\text{g}/\text{m}^3$) - 171.2
 Limit Level ($\mu\text{g}/\text{m}^3$) - 260

Date	Sampling Time	Weather Condition	Filter paper no.	Filter Weight, g		Elapse Time, hr		Sampling Time, hr	Flow Rate, m^3/min			Total Volume, m^3	TSP Level, $\mu\text{g}/\text{m}^3$
				Initial	Final	Initial	Final		Initial, Q_{si}	Final, Q_{sf}	Average		
28-Dec-17	8:00	Fine	23565	2.6146	2.7834	24947.19	24971.19	24.00	1.26	1.26	1.26	1811	93.2
3-Jan-18	8:00	Fine	23656	2.6469	2.7612	24974.19	24998.19	24.00	1.26	1.26	1.26	1809	63.2
9-Jan-18	8:00	Cloudy	23783	2.6143	2.7133	25001.19	25025.19	24.00	1.33	1.33	1.33	1915	51.7
13-Jan-18	8:00	Fine	23836	2.6692	2.7821	25028.19	25052.19	24.00	1.27	1.27	1.27	1827	61.8
19-Jan-18	8:00	Cloudy	23753	2.6267	2.7141	25055.19	25079.19	24.00	1.21	1.21	1.21	1748	50.0
25-Jan-18	8:00	Fine	23968	2.6543	2.7471	25082.23	25106.23	24.00	1.22	1.22	1.22	1752	53.0

Report on 1-hour TSP monitoring

Action Level ($\mu\text{g}/\text{m}^3$) - 312.5
 Limit Level ($\mu\text{g}/\text{m}^3$) - 500

Date	Sampling Time	Weather Condition	Filter paper no.	Filter Weight, g		Elapse Time, hr		Sampling Time, hr	Flow Rate, m^3/min			Total Volume, m^3	TSP Level, $\mu\text{g}/\text{m}^3$
				Initial	Final	Initial	Final		Initial, Q_{si}	Final, Q_{sf}	Average		
29-Dec-17	8:05	Fine	23611	2.6214	2.6251	24971.19	24972.19	1.00	1.37	1.37	1.37	82	45.0
29-Dec-17	9:40	Fine	23612	2.6123	2.6183	24972.19	24973.19	1.00	1.37	1.37	1.37	82	73.0
29-Dec-17	13:00	Fine	23666	2.6703	2.6749	24973.19	24974.19	1.00	1.26	1.26	1.26	75	61.0
4-Jan-18	8:05	Fine	23630	2.6797	2.6837	24998.19	24999.19	1.00	1.26	1.26	1.26	75	53.1
4-Jan-18	9:10	Fine	23796	2.5968	2.5986	24999.19	25000.19	1.00	1.26	1.26	1.26	75	23.9
4-Jan-18	10:20	Fine	23790	2.6060	2.6100	25000.19	25001.19	1.00	1.26	1.26	1.26	75	53.1
10-Jan-18	8:45	Cloudy	23760	2.6291	2.6316	25025.19	25026.19	1.00	1.27	1.27	1.27	76	32.8
10-Jan-18	10:30	Cloudy	23867	2.6357	2.6377	25026.19	25027.19	1.00	1.27	1.27	1.27	76	26.2
10-Jan-18	13:00	Cloudy	23839	2.6601	2.6624	25027.19	25028.19	1.00	1.27	1.27	1.27	76	30.2
15-Jan-18	8:02	Fine	23853	2.6554	2.6613	25052.19	25053.19	1.00	1.26	1.26	1.26	76	77.8
15-Jan-18	9:35	Fine	23827	2.6538	2.6607	25053.19	25054.19	1.00	1.26	1.26	1.26	76	91.0
15-Jan-18	13:00	Fine	23844	2.6639	2.6700	25054.19	25055.19	1.00	1.26	1.26	1.26	76	80.5
20-Jan-18	8:05	Cloudy	23957	2.6693	2.6729	25079.19	25080.19	1.00	1.21	1.21	1.21	73	49.4
20-Jan-18	9:10	Cloudy	23977	2.6658	2.6696	25080.19	25081.19	1.00	1.21	1.21	1.21	73	52.2
20-Jan-18	10:15	Cloudy	23972	2.6501	2.6550	25081.19	25082.19	1.00	1.21	1.21	1.21	73	67.3
26-Jan-18	8:30	Fine	24020	2.6504	2.6556	25106.23	25107.23	1.00	1.22	1.22	1.22	73	71.2
26-Jan-18	9:45	Fine	24023	2.7013	2.7066	25107.23	25108.23	1.00	1.22	1.22	1.22	73	72.6
26-Jan-18	10:56	Fine	24041	2.6643	2.6701	25108.23	25109.23	1.00	1.22	1.22	1.22	73	79.4

Location: CMA5b - Pedestrian Plaza

Report on 24-hour TSP monitoring

Action Level ($\mu\text{g}/\text{m}^3$) - 181
Limit Level ($\mu\text{g}/\text{m}^3$) - 260

Date	Sampling Time	Weather Condition	Filter paper no.	Filter Weight, g		Elapse Time, hr		Sampling Time, hr	Flow Rate, m^3/min			Total Volume, m^3	TSP Level, $\mu\text{g}/\text{m}^3$
				Initial	Final	Initial	Final		Initial, Q_{si}	Final, Q_{sf}	Average		
28-Dec-17	8:00	Fine	23384	2.6723	2.7978	9551.31	9575.31	24.00	0.70	0.70	0.70	1009	124.4
3-Jan-18	8:00	Fine	23382	2.6700	2.8342	9578.31	9602.31	24.00	0.84	0.84	0.84	1213	135.3
9-Jan-18	8:00	Cloudy	23785	2.6029	2.7596	9605.31	9629.31	24.00	0.87	0.86	0.87	1248	125.6
13-Jan-18	8:00	Fine	23840	2.6625	2.9536	9632.31	9656.31	24.00	1.14	1.11	1.12	1620	179.7
19-Jan-18	8:00	Cloudy	23742	2.5905	2.7232	9659.31	9683.31	24.00	0.81	0.81	0.81	1166	113.8
25-Jan-18	8:00	Fine	23962	2.6524	2.8314	9686.36	9710.36	24.00	0.87	0.87	0.87	1255	142.7

Report on 1-hour TSP monitoring

Action Level ($\mu\text{g}/\text{m}^3$) - 332
Limit Level ($\mu\text{g}/\text{m}^3$) - 500

Date	Sampling Time	Weather Condition	Filter paper no.	Filter Weight, g		Elapse Time, hr		Sampling Time, hr	Flow Rate, m^3/min			Total Volume, m^3	TSP Level, $\mu\text{g}/\text{m}^3$
				Initial	Final	Initial	Final		Initial, Q_{si}	Final, Q_{sf}	Average		
29-Dec-17	8:40	Fine	23674	2.6932	2.7068	9575.31	9576.31	1.00	0.84	0.84	0.84	51	268.3
29-Dec-17	10:15	Fine	23614	2.6026	2.6244	9576.31	9577.31	1.00	0.84	0.84	0.84	51	430.0
29-Dec-17	13:00	Fine	23664	2.6545	2.6722	9577.31	9578.31	1.00	0.99	0.99	0.99	59	298.3
4-Jan-18	8:35	Fine	23512	2.5953	2.6010	9602.31	9603.31	1.00	0.84	0.84	0.84	51	112.8
4-Jan-18	9:45	Fine	23792	2.5976	2.6039	9603.31	9604.31	1.00	0.84	0.84	0.84	51	124.7
4-Jan-18	10:55	Fine	23787	2.5961	2.6020	9604.31	9605.31	1.00	0.84	0.84	0.84	51	116.8
10-Jan-18	8:15	Cloudy	23759	2.6093	2.6129	9629.31	9630.31	1.00	0.72	0.72	0.72	43	83.7
10-Jan-18	9:45	Cloudy	23886	2.6716	2.6793	9630.31	9631.31	1.00	0.86	0.86	0.86	52	148.8
10-Jan-18	13:00	Cloudy	23860	2.6472	2.6519	9631.31	9632.31	1.00	0.86	0.86	0.86	52	90.8
15-Jan-18	9:00	Fine	23832	2.6698	2.6845	9656.31	9657.31	1.00	0.85	0.85	0.85	51	287.2
15-Jan-18	10:45	Fine	23845	2.6754	2.6900	9657.31	9658.31	1.00	0.85	0.85	0.85	51	285.3
15-Jan-18	13:00	Fine	23755	2.6064	2.6216	9658.31	9659.31	1.00	0.85	0.85	0.85	51	297.0
20-Jan-18	8:30	Cloudy	23980	2.6542	2.6650	9683.36	9684.36	1.00	0.87	0.87	0.87	52	207.4
20-Jan-18	9:35	Cloudy	23960	2.6642	2.6701	9684.36	9685.36	1.00	0.75	0.75	0.75	45	131.0
20-Jan-18	10:40	Cloudy	23969	2.6765	2.6850	9685.36	9686.36	1.00	0.87	0.87	0.87	52	163.3
26-Jan-18	8:05	Fine	24019	2.6712	2.6809	9710.36	9711.36	1.00	0.87	0.87	0.87	52	185.5
26-Jan-18	9:20	Fine	24022	2.6763	2.6848	9711.36	9712.36	1.00	0.87	0.87	0.87	52	162.5
26-Jan-18	10:25	Fine	24044	2.6763	2.6903	9712.36	9713.36	1.00	0.87	0.87	0.87	52	267.7



Location: MA1e - International Finance Centre (Eastern Wing)

Report on 24-hour TSP monitoring

Action Level ($\mu\text{g}/\text{m}^3$) - 173.4
Limit Level ($\mu\text{g}/\text{m}^3$) - 260

Date	Sampling Time	Weather Condition	Filter paper no.	Filter Weight, g		Elapse Time, hr		Sampling Time, hr	Flow Rate, m^3/min			Total Volume, m^3	TSP Level, $\mu\text{g}/\text{m}^3$
				Initial	Final	Initial	Final		Initial, Q_{si}	Final, Q_{sf}	Average		
28-Dec-17	8:00	Fine	23425	2.6215	2.7730	21835.99	21859.99	24.00	1.22	1.22	1.22	1759	86.1
3-Jan-18	8:00	Fine	23659	2.6556	2.7411	21862.99	21886.99	24.00	1.10	1.10	1.10	1580	54.1
9-Jan-18	8:00	Cloudy	23637	2.6667	2.7302	21889.99	21913.99	24.00	1.12	1.11	1.12	1607	39.5
13-Jan-18	8:00	Fine	23877	2.6813	2.7735	21916.99	21940.99	24.00	1.11	1.11	1.11	1600	57.6
19-Jan-18	8:00	Cloudy	23749	2.5928	2.6478	21943.99	21967.99	24.00	1.11	1.11	1.11	1599	34.4
25-Jan-18	8:00	Fine	23994	2.6761	2.7511	21970.99	21994.99	24.00	1.11	1.11	1.11	1603	46.8

Report on 1-hour TSP monitoring

Action Level ($\mu\text{g}/\text{m}^3$) - 325.1
Limit Level ($\mu\text{g}/\text{m}^3$) - 500

Date	Sampling Time	Weather Condition	Filter paper no.	Filter Weight, g		Elapse Time, hr		Sampling Time, hr	Flow Rate, m^3/min			Total Volume, m^3	TSP Level, $\mu\text{g}/\text{m}^3$
				Initial	Final	Initial	Final		Initial, Q_{si}	Final, Q_{sf}	Average		
29-Dec-17	9:05	Fine	23671	2.6516	2.6571	21859.99	21860.99	1.00	1.22	1.22	1.22	73	75.0
29-Dec-17	10:40	Fine	23617	2.6116	2.6173	21860.99	21861.99	1.00	1.22	1.22	1.22	73	77.8
29-Dec-17	13:00	Fine	23623	2.6827	2.6874	21861.99	21862.99	1.00	1.22	1.22	1.22	73	64.1
4-Jan-18	8:50	Fine	23647	2.6758	2.6784	21886.99	21887.99	1.00	1.10	1.10	1.10	66	39.5
4-Jan-18	10:00	Fine	23643	2.6593	2.6627	21887.99	21888.99	1.00	1.10	1.10	1.10	66	51.7
4-Jan-18	13:00	Fine	23640	2.6681	2.6703	21888.99	21889.99	1.00	1.10	1.10	1.10	66	33.4
10-Jan-18	8:50	Cloudy	23885	2.6597	2.6627	21913.99	21914.99	1.00	1.11	1.11	1.11	67	44.9
10-Jan-18	9:54	Cloudy	23882	2.6554	2.6572	21914.99	21915.99	1.00	1.11	1.11	1.11	67	27.0
10-Jan-18	10:59	Cloudy	23879	2.6549	2.6571	21915.99	21916.99	1.00	1.11	1.11	1.11	67	33.0
15-Jan-18	10:50	Fine	23388	2.6820	2.6866	21940.99	21941.99	1.00	1.11	1.11	1.11	66	69.4
15-Jan-18	13:00	Fine	23386	2.6764	2.6811	21941.99	21942.99	1.00	1.11	1.11	1.11	66	70.9
15-Jan-18	14:10	Fine	23747	2.6148	2.6175	21942.99	21943.99	1.00	1.11	1.11	1.11	66	40.7
20-Jan-18	8:45	Cloudy	23874	2.6656	2.6671	21967.99	21968.99	1.00	1.11	1.11	1.11	67	22.5
20-Jan-18	9:50	Cloudy	23985	2.6585	2.6616	21968.99	21969.99	1.00	1.11	1.11	1.11	67	46.5
20-Jan-18	10:52	Cloudy	23998	2.6563	2.6591	21969.99	21970.99	1.00	1.11	1.11	1.11	67	42.0
26-Jan-18	8:36	Fine	23992	2.6545	2.6577	21994.99	21995.99	1.00	1.11	1.11	1.11	67	47.9
26-Jan-18	10:22	Fine	23988	2.6719	2.6776	21995.99	21996.99	1.00	1.11	1.11	1.11	67	85.3
26-Jan-18	13:00	Fine	24078	2.6832	2.6879	21996.99	21997.99	1.00	1.11	1.11	1.11	67	70.3



Location: MA1w - International Finance Centre (Western Wing)

Report on 24-hour TSP monitoring

Action Level ($\mu\text{g}/\text{m}^3$) - 173.4

Limit Level ($\mu\text{g}/\text{m}^3$) - 260

Date	Sampling Time	Weather Condition	Filter paper no.	Filter Weight, g		Elapse Time, hr		Sampling Time, hr	Flow Rate, m^3/min			Total Volume, m^3	TSP Level, $\mu\text{g}/\text{m}^3$
				Initial	Final	Initial	Final		Initial, Q_{si}	Final, Q_{sf}	Average		
28-Dec-17	8:00	Fine	23423	2.6245	2.8197	21624.83	21648.83	24.00	1.40	1.40	1.40	2017	96.8
3-Jan-18	8:00	Fine	23660	2.6677	2.8072	21651.83	21675.83	24.00	1.40	1.40	1.40	2015	69.2
9-Jan-18	8:00	Cloudy	23638	2.6704	2.7855	21678.83	21702.83	24.00	1.39	1.39	1.39	2001	57.5
13-Jan-18	8:00	Fine	23878	2.6612	2.8079	21705.83	21729.83	24.00	1.36	1.36	1.36	1956	75.0
19-Jan-18	8:00	Cloudy	23748	2.6084	2.7053	21732.86	21756.86	24.00	1.40	1.40	1.40	2019	48.0
25-Jan-18	8:00	Fine	23995	2.6572	2.7842	21759.86	21783.86	24.00	1.46	1.46	1.46	2104	60.4

Report on 1-hour TSP monitoring

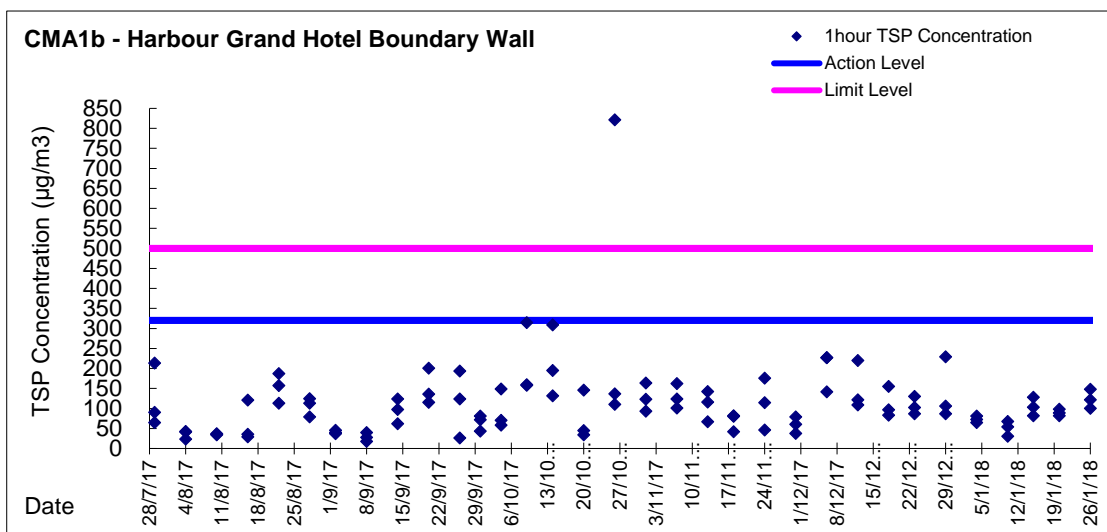
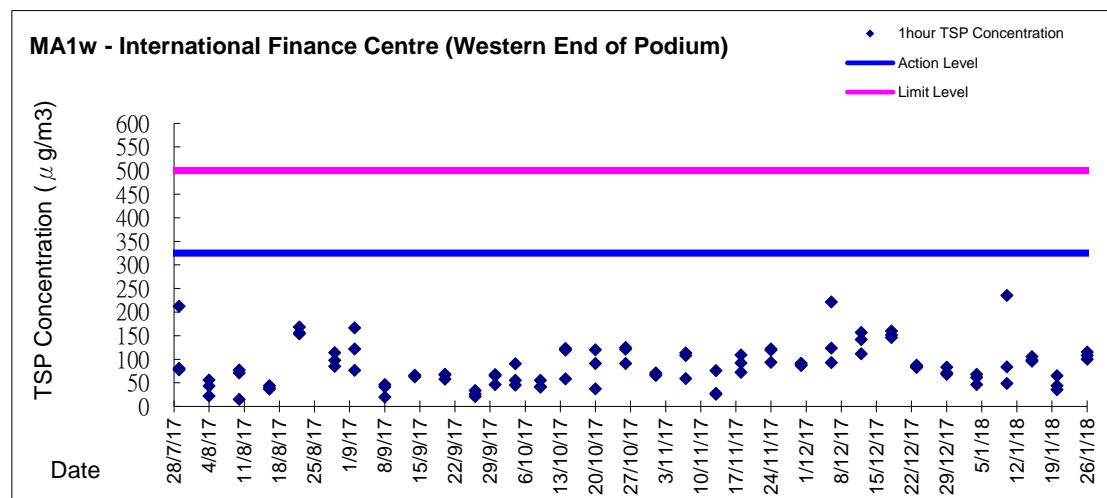
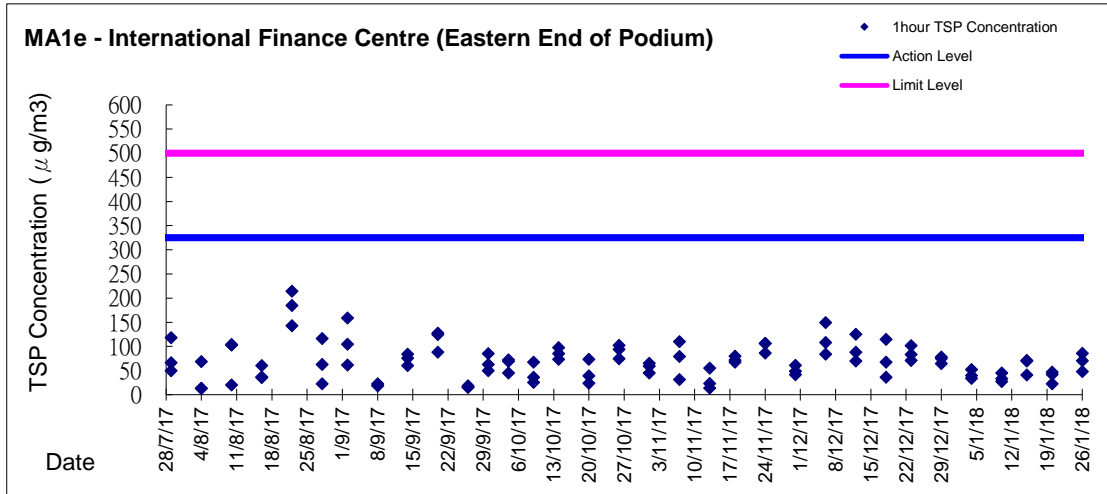
Action Level ($\mu\text{g}/\text{m}^3$) - 325.1

Limit Level ($\mu\text{g}/\text{m}^3$) - 500

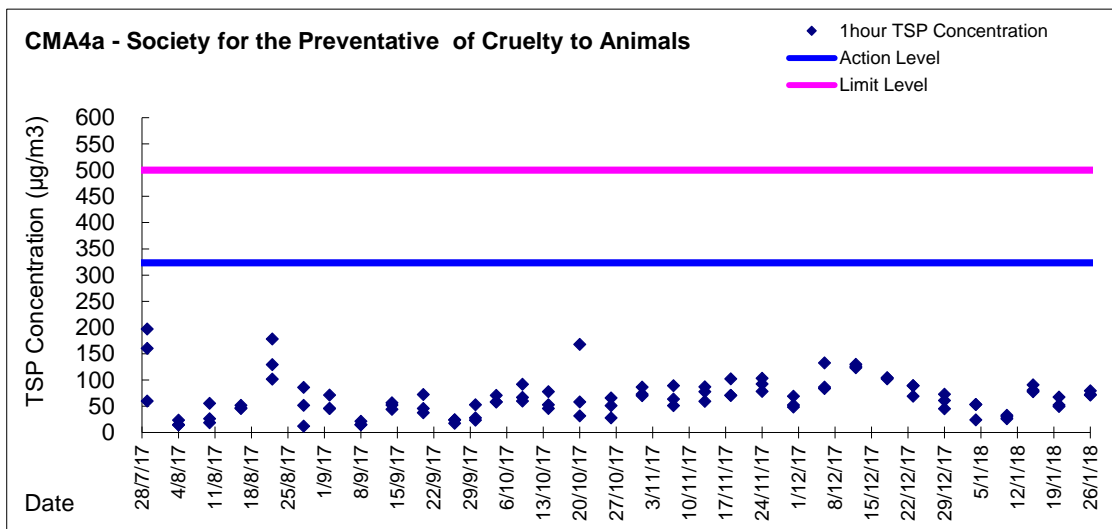
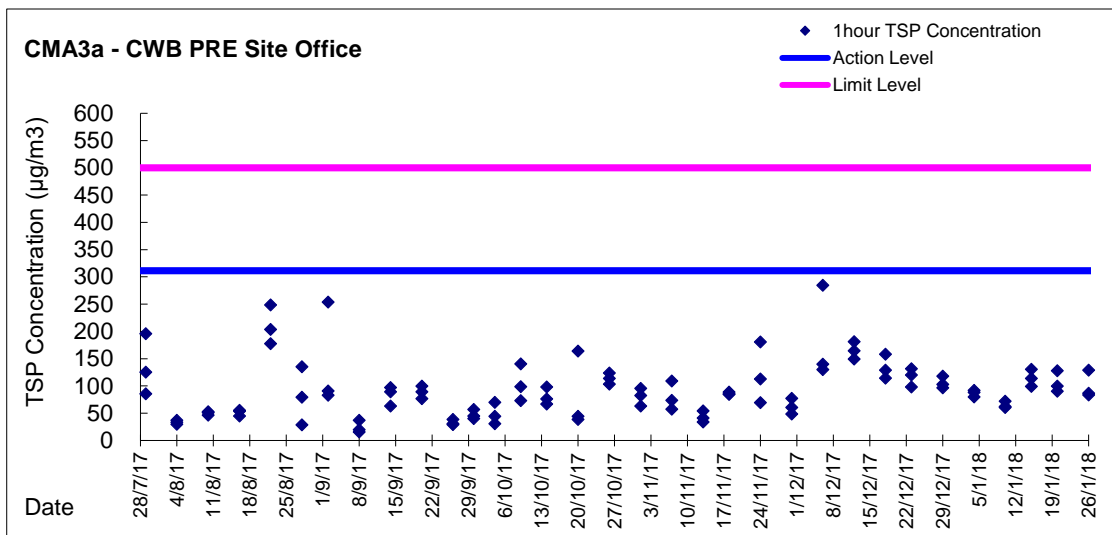
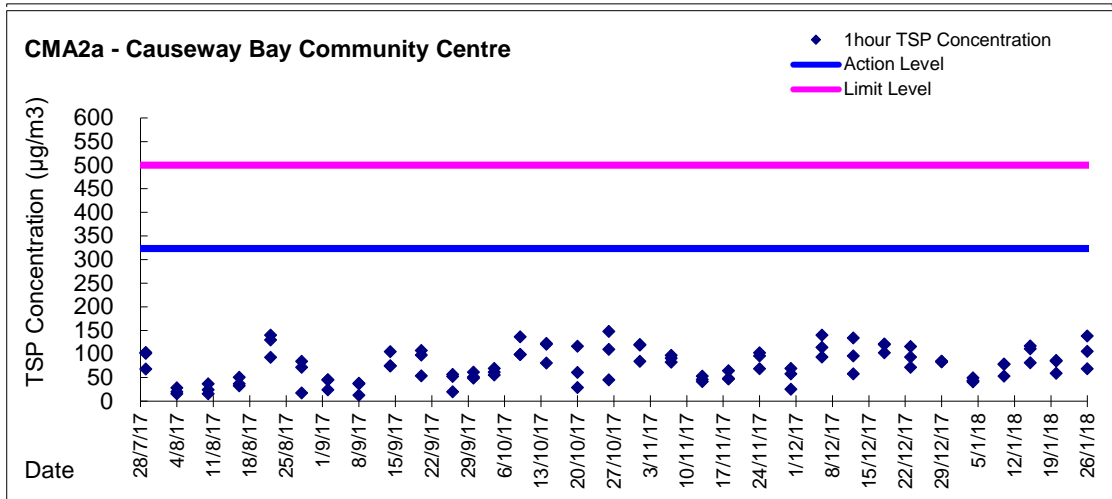
Date	Sampling Time	Weather Condition	Filter paper no.	Filter Weight, g		Elapse Time, hr		Sampling Time, hr	Flow Rate, m^3/min			Total Volume, m^3	TSP Level, $\mu\text{g}/\text{m}^3$
				Initial	Final	Initial	Final		Initial, Q_{si}	Final, Q_{sf}	Average		
29-Dec-17	9:25	Fine	23670	2.6594	2.6664	21648.83	21649.83	1.00	1.40	1.40	1.40	84	83.3
29-Dec-17	10:50	Fine	23618	2.6178	2.6231	21649.83	21650.83	1.00	1.29	1.29	1.29	78	68.3
29-Dec-17	13:00	Fine	23622	2.6667	2.6727	21650.83	21651.83	1.00	1.40	1.40	1.40	84	71.4
4-Jan-18	8:45	Fine	23648	2.6784	2.6836	21675.83	21676.83	1.00	1.40	1.40	1.40	84	62.0
4-Jan-18	9:50	Fine	23644	2.6488	2.6543	21676.83	21677.83	1.00	1.35	1.35	1.35	81	68.1
4-Jan-18	10:58	Fine	23641	2.6668	2.6707	21677.83	21678.83	1.00	1.40	1.40	1.40	84	46.5
10-Jan-18	8:47	Cloudy	23869	2.6514	2.6555	21702.83	21703.83	1.00	1.39	1.39	1.39	83	49.3
10-Jan-18	9:50	Cloudy	23883	2.6699	2.6769	21703.83	21704.83	1.00	1.39	1.39	1.39	83	84.1
10-Jan-18	10:55	Cloudy	23380	2.6549	2.6745	21704.83	21705.83	1.00	1.39	1.39	1.39	83	235.5
15-Jan-18	10:55	Fine	23389	2.6799	2.6883	21729.83	21730.83	1.00	1.33	1.33	1.33	80	105.6
15-Jan-18	13:00	Fine	23227	2.6842	2.6925	21730.83	21731.83	1.00	1.41	1.41	1.41	84	98.3
15-Jan-18	14:15	Fine	23746	2.5967	2.6048	21731.83	21732.83	1.00	1.41	1.41	1.41	84	95.9
20-Jan-18	8:40	Cloudy	23875	2.6907	2.6936	21756.86	21757.86	1.00	1.35	1.35	1.35	81	35.9
20-Jan-18	9:45	Cloudy	23872	2.6767	2.6804	21757.86	21758.86	1.00	1.40	1.40	1.40	84	44.0
20-Jan-18	10:50	Cloudy	23983	2.6577	2.6630	21758.86	21759.86	1.00	1.35	1.35	1.35	81	65.6
26-Jan-18	8:30	Fine	23993	2.6486	2.6574	21783.86	21784.86	1.00	1.46	1.46	1.46	88	100.3
26-Jan-18	9:35	Fine	23990	2.6708	2.6803	21784.86	21785.86	1.00	1.46	1.46	1.46	88	108.3
26-Jan-18	10:38	Fine	23987	2.6747	2.6848	21785.86	21786.86	1.00	1.46	1.46	1.46	88	115.2



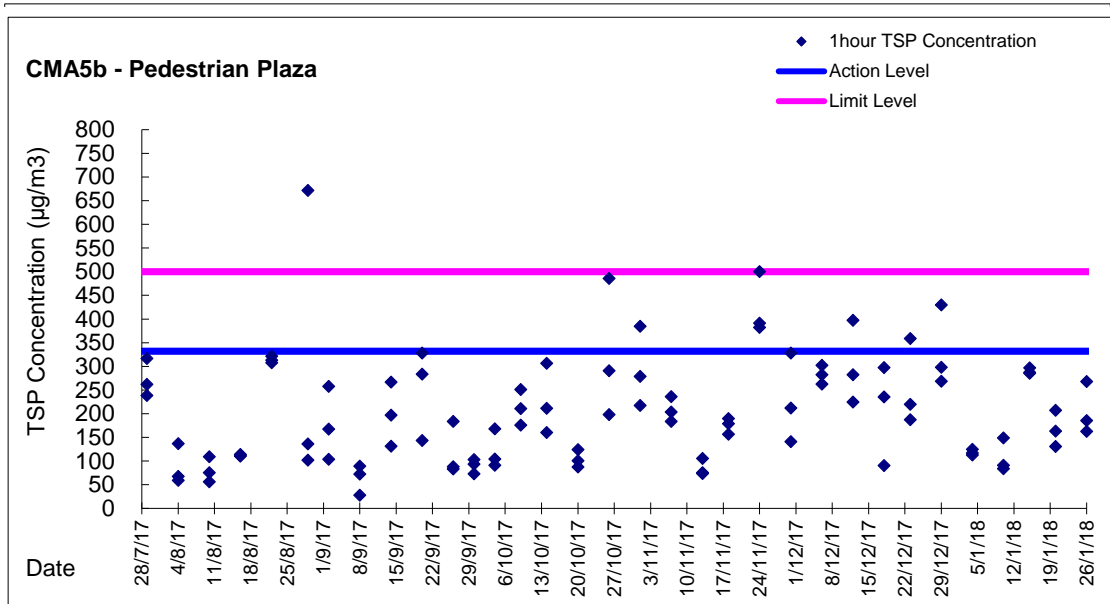
Graphic Presentation of 1 hour TSP Result



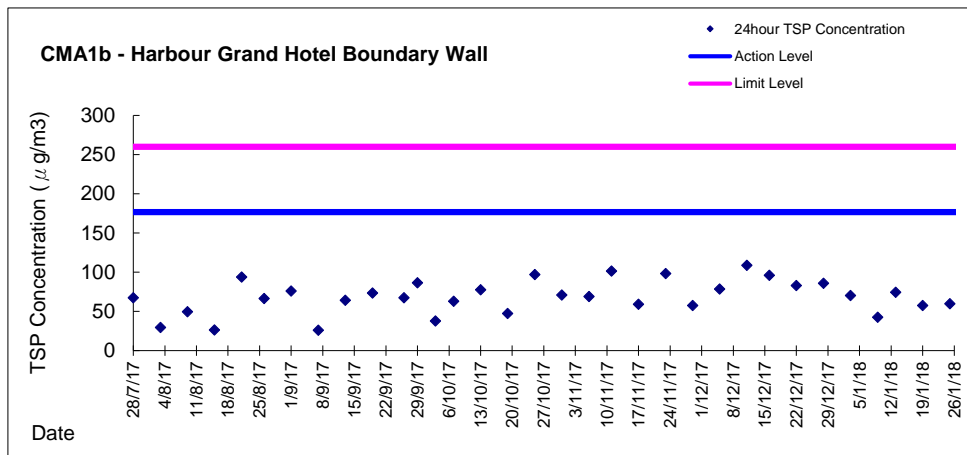
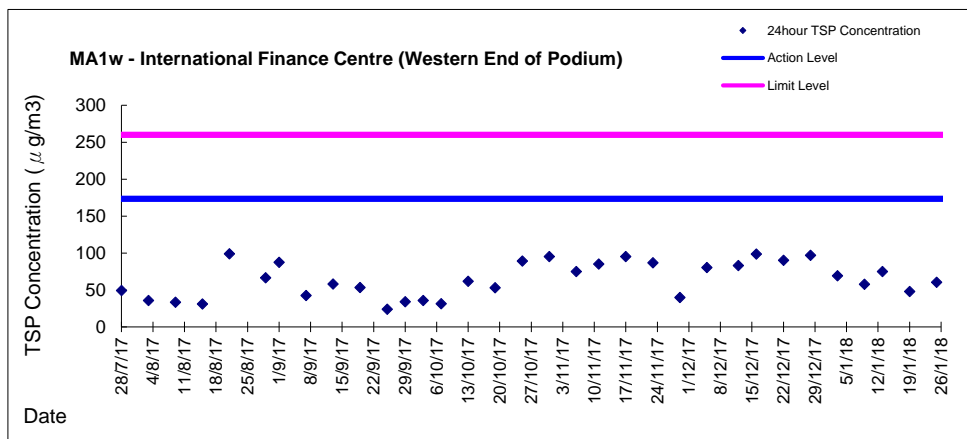
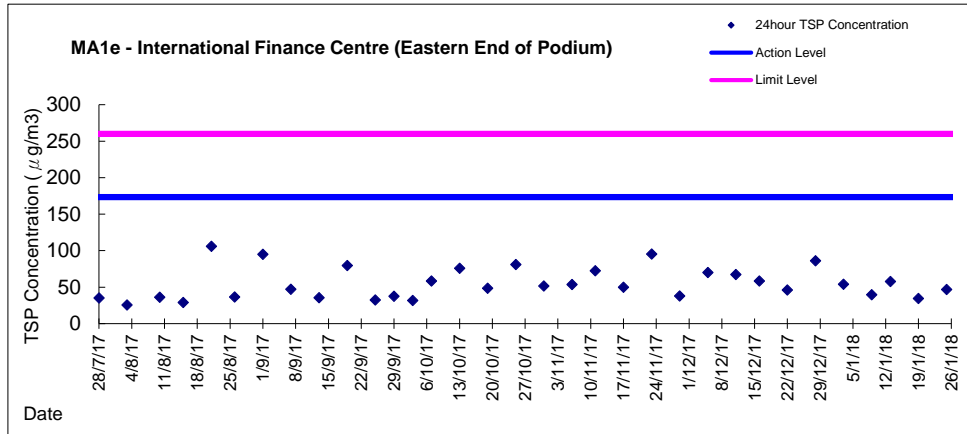
Graphic Presentation of 1 hour TSP Result



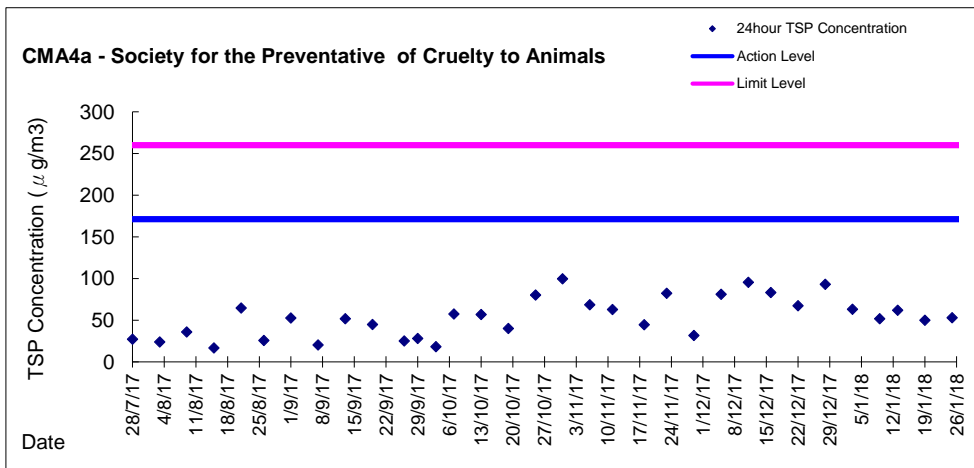
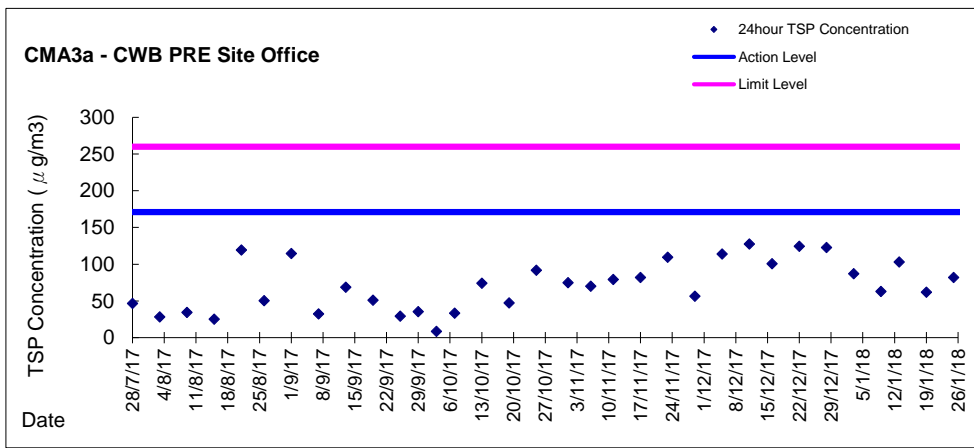
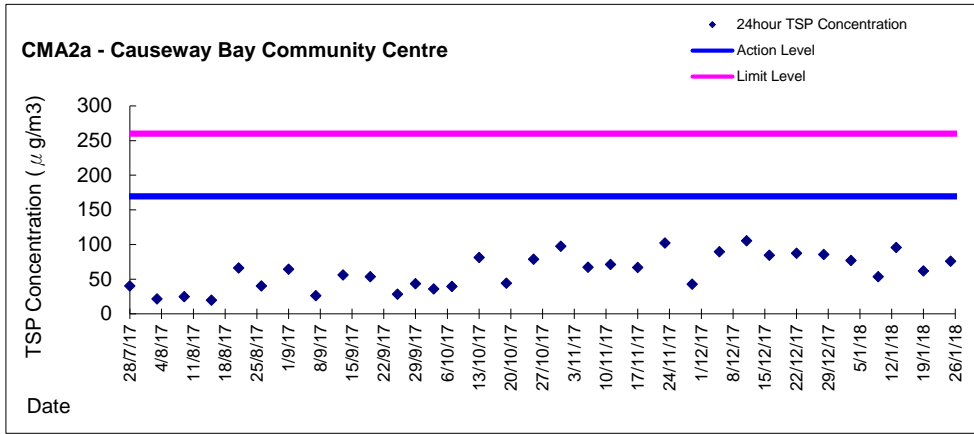
Graphic Presentation of 1 hour TSP Result



Graphic Presentation of 24 hour TSP Result



Graphic Presentation of 24 hour TSP Result



Graphic Presentation of 24 hour TSP Result

